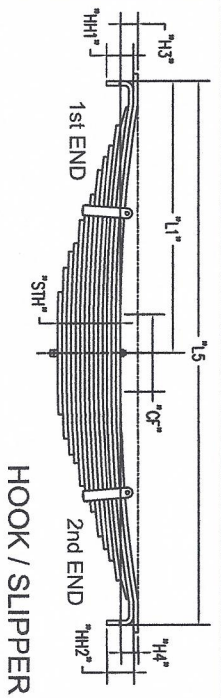
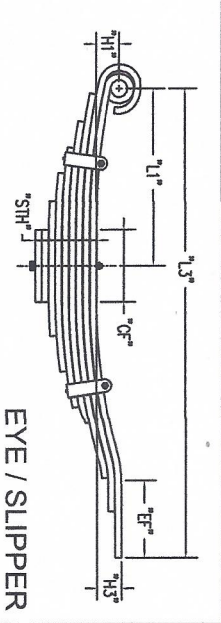
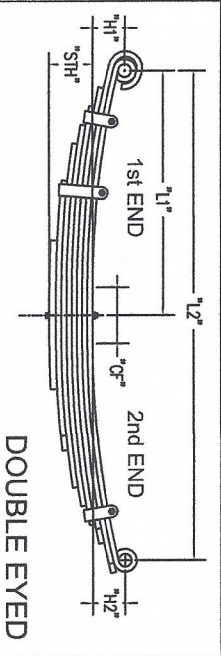
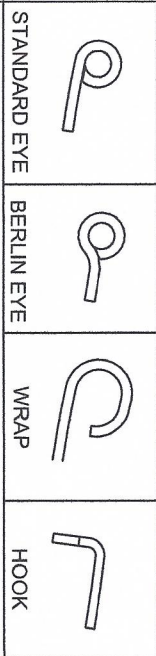


STANDARD SPRING TYPES IF YOUR SPRING DOES NOT FIT A STANDARD SPRING TYPE PLEASE INCLUDE A SKETCH OR PICTURE WHEN SUBMITTING INFORMATION



END TYPES / CONFIGURATIONS

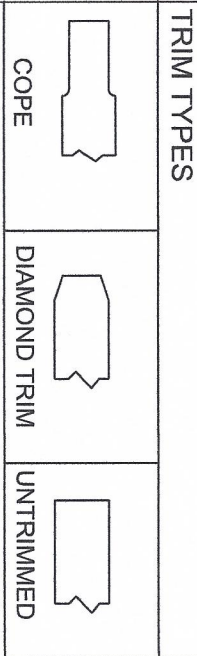


SPRING INFORMATION

SPRING TYPE: _____
 TOTAL NUMBER OF LEAVES: _____
 MAKE / MODEL / YEAR - _____
 PLEASE FILL IN APPLICABLE DIMENSIONS

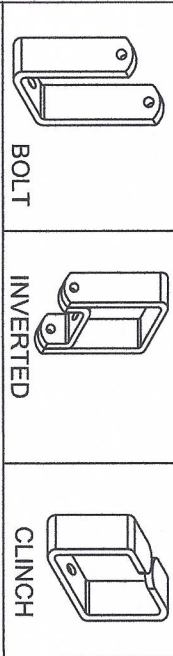
PLEASE SPECIFY END TYPES

"L1 - 1st END" - _____ "L1 - 2nd END" - _____
 "L2 - 1st END" - _____ "L2 - 2nd END" - _____
 "L3 - 1st END" - _____ "L3 - 2nd END" - _____
 "L4" - _____ "L4" - _____
 "L5" - _____




"H1" - _____ "H2" - _____ "H3" - _____ "H4" - _____
 "CF" - _____ "STH" - _____ "EF" - _____ "HH1" - _____ "HH2" - _____
 SPRING WIDTH - _____ OE PART NUMBER - _____

CLIP TYPES



INDICATE ALL LEAF THICKNESSES.
 LEAF THICKNESS - _____ \ LEAF NUMBER _____ TO _____
 LEAF THICKNESS - _____ \ LEAF NUMBER _____ TO _____
 LEAF THICKNESS - _____ \ LEAF NUMBER _____ TO _____

BUSHING TYPES



INDICATE CLIP LOCATIONS [LEAF NO. & END] AND TYPE
 LEAF No. - _____ / TYPE - _____ / END - _____
 LEAF No. - _____ / TYPE - _____ / END - _____

THIS INFORMATION SUBMITTED FROM:

NAME / COMPANY NAME: _____
 PHONE: _____
 FAX: _____
 EMAIL: _____
 DATE: _____

INDICATE BUSHING TYPE AND DIMENSIONS
 1ST END BUSHING TYPE - _____ INSIDE DIAMETER - _____
 OUTSIDE DIAMETER - _____ MAXIMUM WIDTH - _____
 2nd END BUSHING TYPE - _____ INSIDE DIAMETER - _____
 OUTSIDE DIAMETER - _____ MAXIMUM WIDTH - _____

INDICATE TRIM INFORMATION
 TRIM ON LVS # _____ TO _____ / TRIM ON LVS # _____ TO _____

INDICATE CENTER BOLT INFORMATION
 HEAD DIAMETER - _____ / HEAD HEIGHT - _____ / IS HEAD TO TOP OR BOTTOM OF SPRING?
 PLEASE ATTACH ANY ADDITIONAL INFORMATION THAT YOU THINK MAY BE USEFUL.
 A PICTURE OR A SKETCH CAN BE VERY HELPFUL.

INDICATE TRIM INFORMATION
 TRIM ON LVS # _____ TO _____ / TRIM ON LVS # _____ TO _____



Phone 403-362-0211
 Fax 403-362-0219
 Cell 403-501-9397